

# Concord - DR041

Tube:  $\varnothing$  38mm & 68x12mm

Electrical element: 200 W

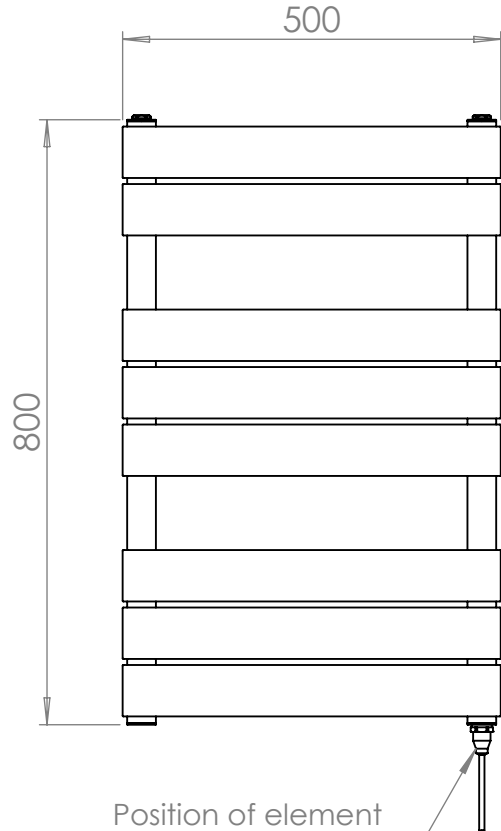
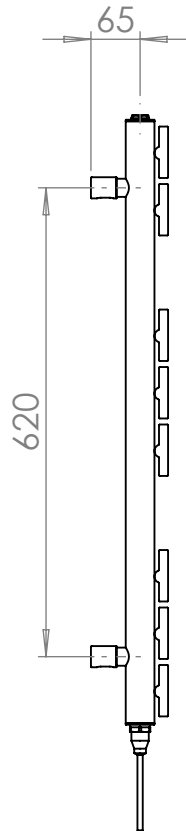
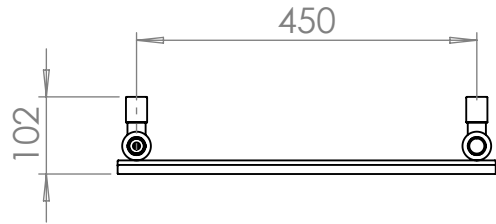
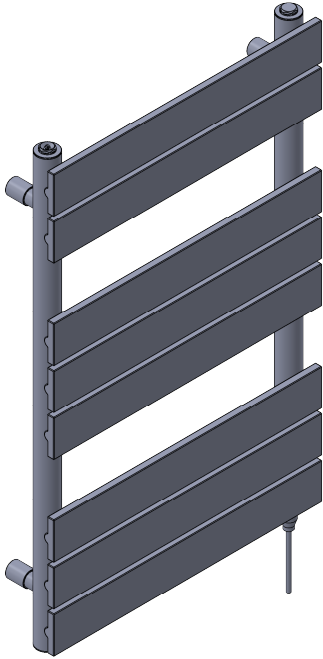
Output @50°C $\Delta$ T: 291 W  
994 BTUs

Height: 800 mm

Width: 500 mm

Depth: 102 mm

Pipe Centres: 450 mm



Position of element  
if specified dual  
energy\*/electric



All dimensions in millimetres

Manufactured from Mild Steel

Revision: 001

Approved by:

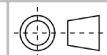
Drawn on: 02/2024

www.vogueuk.co.uk  
01902 387000  
sales@vogueuk.co.uk

www.vogueuk.eu  
01902 387035  
exportsales@vogueuk.co.uk

www.vogueuk.com  
T: 508 887 8771 F: 508 887 8774  
info@vogueuk.com

Vogue UK Ltd. reserve the right to alter specifications without prior notice.  
ALL MEASUREMENTS ARE NOMINAL DIMENSIONS ONLY, AND ARE NOT BINDING.



Scale 1:10