

# Focus - MD001

Tube:  $\varnothing$  25.4mm &  
30 x 40mm D section

Electrical element: 400 W

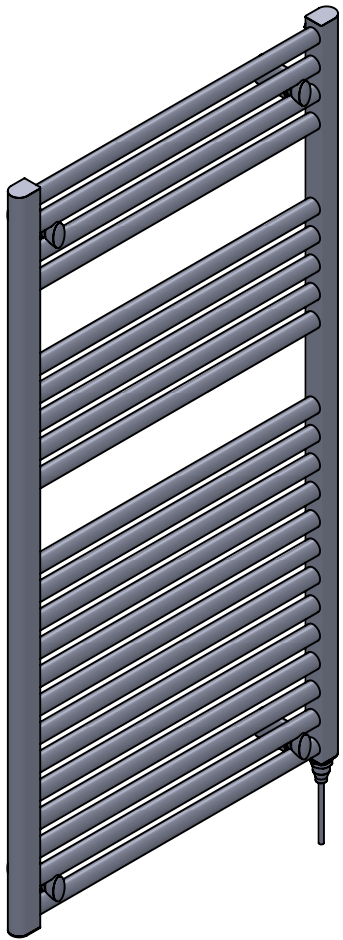
Output @50°C $\Delta$ T: 505 W  
1723 BTUs

Height: 1200mm

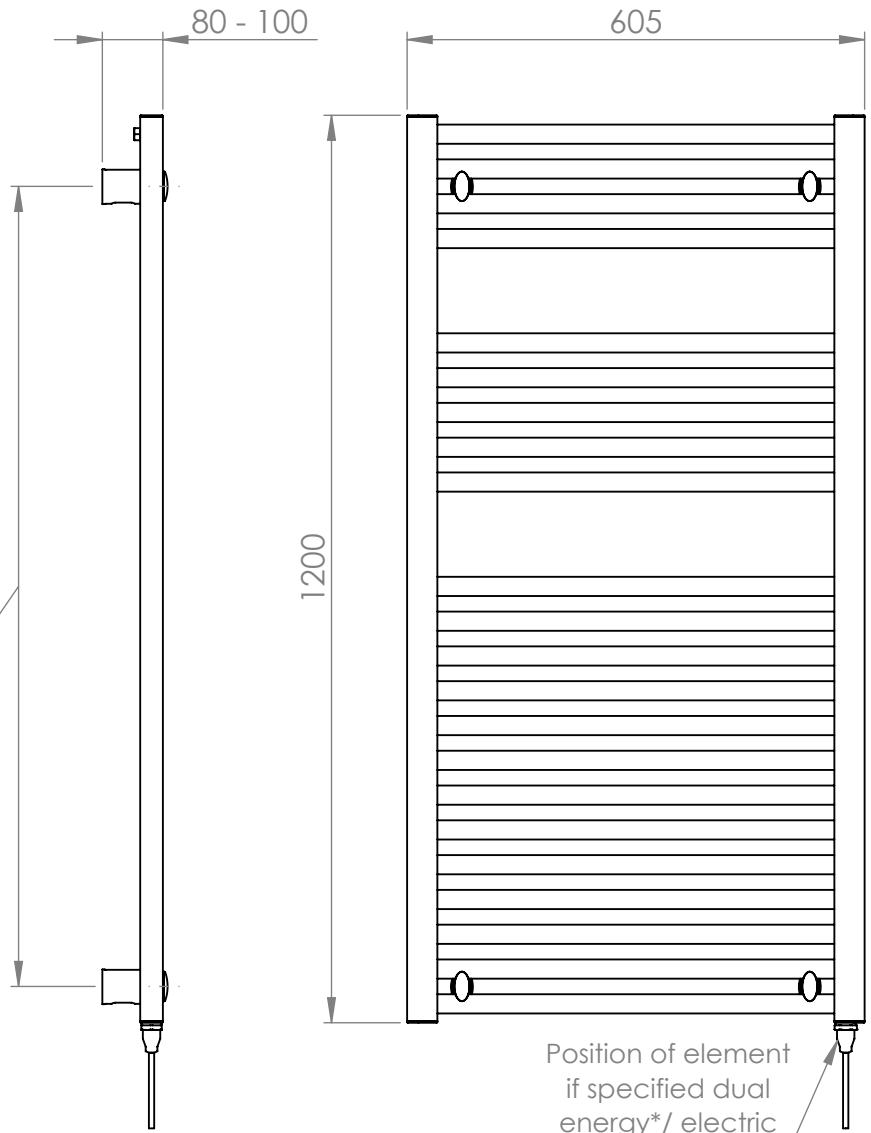
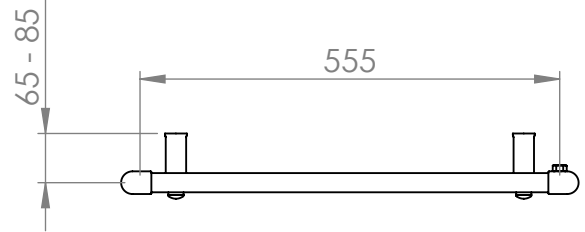
Width: 605mm

Depth: 80-100mm

Pipe Centres: 555mm



Brackets extendable  
by a further 20mm



\* Dual energy models require a conversion-tee (AC003), consult relevant drawing for details



All dimensions in millimetres

Manufactured from Mild Steel

Revision: 001

Approved by:

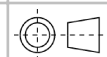
Drawn on: 12/2023

www.vogueuk.co.uk  
01902 387000  
sales@vogueuk.co.uk

www.vogueuk.eu  
01902 387035  
exportsales@vogueuk.co.uk

www.vogueuk.com  
T: 508 887 8771 F: 508 887 8774  
info@vogueuk.com

Vogue UK Ltd. reserve the right to alter specifications without prior notice.  
ALL MEASUREMENTS ARE NOMINAL DIMENSIONS ONLY, AND ARE NOT BINDING.



Scale 1:10