

Focus - MD001

Tube: \varnothing 25.4mm &
30 x 40mm D section

Electrical element: 100W

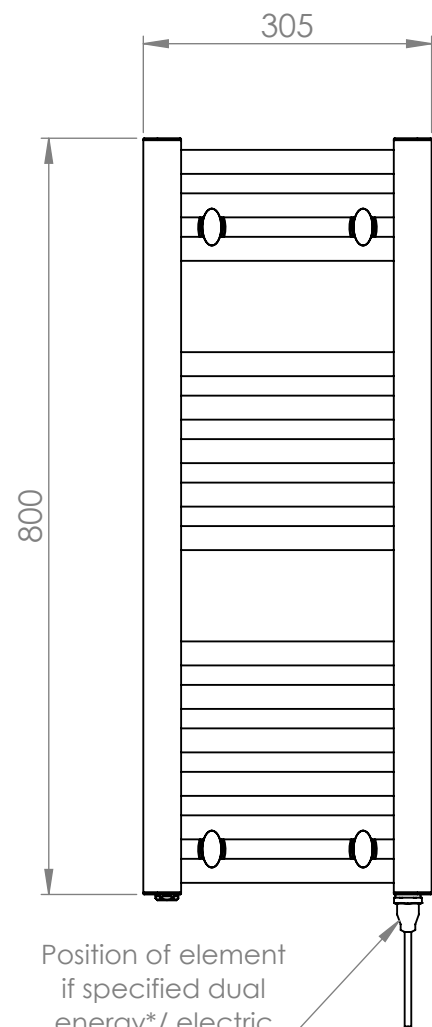
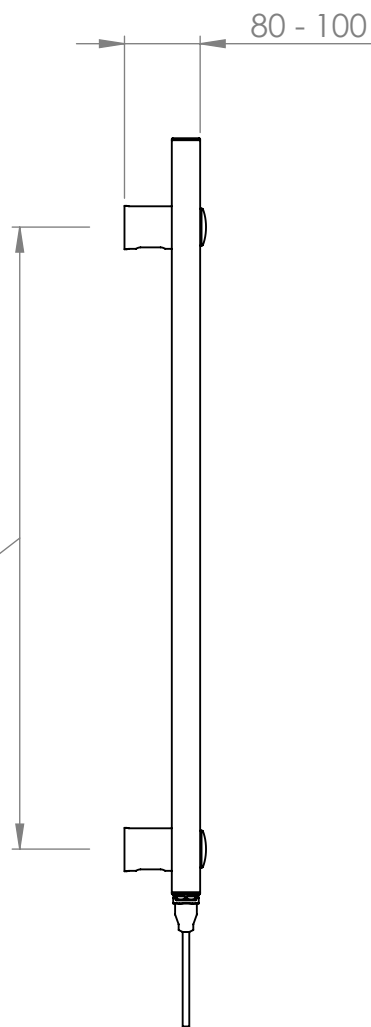
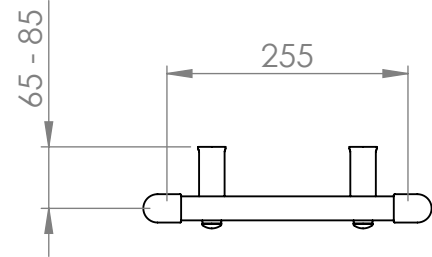
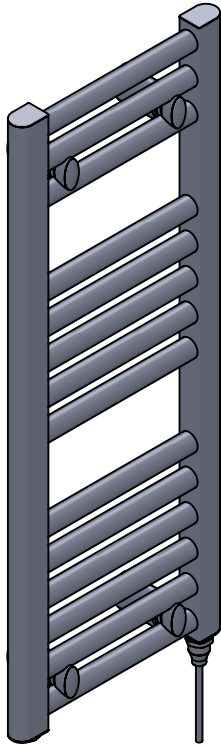
Output @50°C Δ T: 177W
604 BTUs

Height: 800mm

Width: 305mm

Depth: 80-100mm

Pipe Centres: 255mm



Brackets extendable
by a further 20mm

Position of element
if specified dual
energy*/ electric

* Dual energy models require a conversion-tee (AC003), consult relevant drawing for details

	All dimensions in millimetres		Manufactured from Mild Steel	
	Revision: 001		Approved by:	
	www.vogueuk.co.uk 01902 387000 sales@vogueuk.co.uk		www.vogueuk.eu 01902 387035 exportsales@vogueuk.co.uk	
		Drawn on: 11/2023		
		www.vogueuk.com T: 508 887 8771 F: 508 887 8774 info@vogueuk.com		
Vogue UK Ltd. reserve the right to alter specifications without prior notice. ALL MEASUREMENTS ARE NOMINAL DIMENSIONS ONLY, AND ARE NOT BINDING.				Scale 1:8