

Focus - MD001

Tube: \varnothing 25.4mm &
30 x 40mm D section

Electrical element: 150W

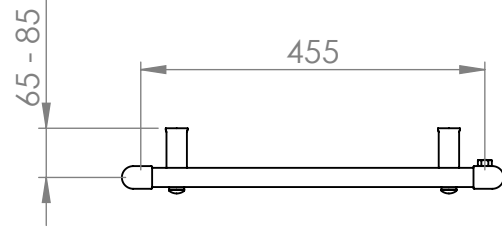
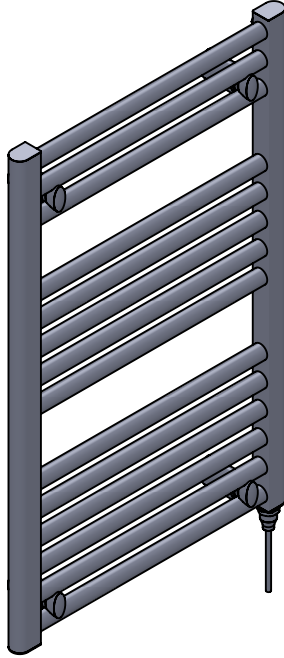
Output @50°C Δ T: 275W
938 BTUs

Height: 800mm

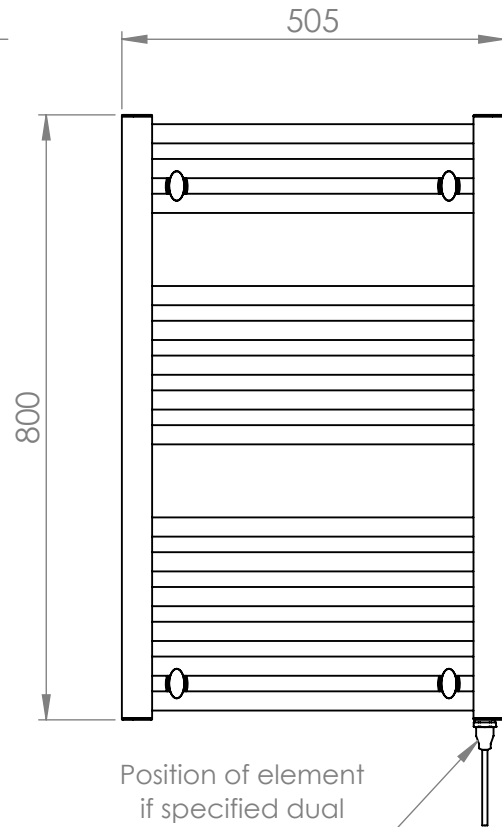
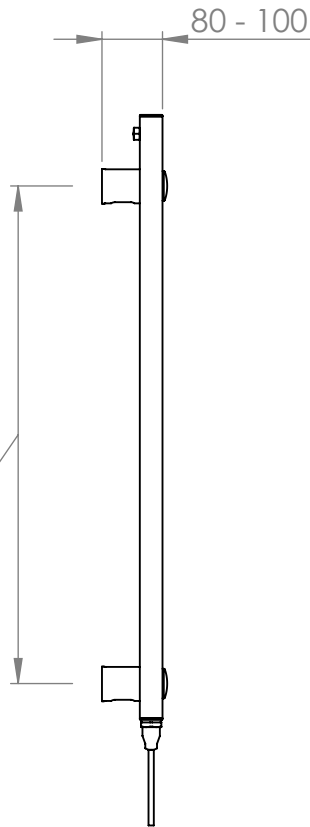
Width: 505mm

Depth: 80-100mm

Pipe Centres: 455mm



Brackets extendable
by a further 20mm



Position of element
if specified dual
energy*/ electric

* Dual energy models require a conversion-tee (AC003), consult relevant drawing for details



All dimensions in millimetres

Manufactured from Mild Steel

Revision: 001

Approved by:

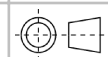
Drawn on: 12/2023

www.vogueuk.co.uk
01902 387000
sales@vogueuk.co.uk

www.vogueuk.eu
01902 387035
exportsales@vogueuk.co.uk

www.vogueuk.com
T: 508 887 8771 F: 508 887 8774
info@vogueuk.com

Vogue UK Ltd. reserve the right to alter specifications without prior notice.
ALL MEASUREMENTS ARE NOMINAL DIMENSIONS ONLY, AND ARE NOT BINDING.



Scale 1:10