

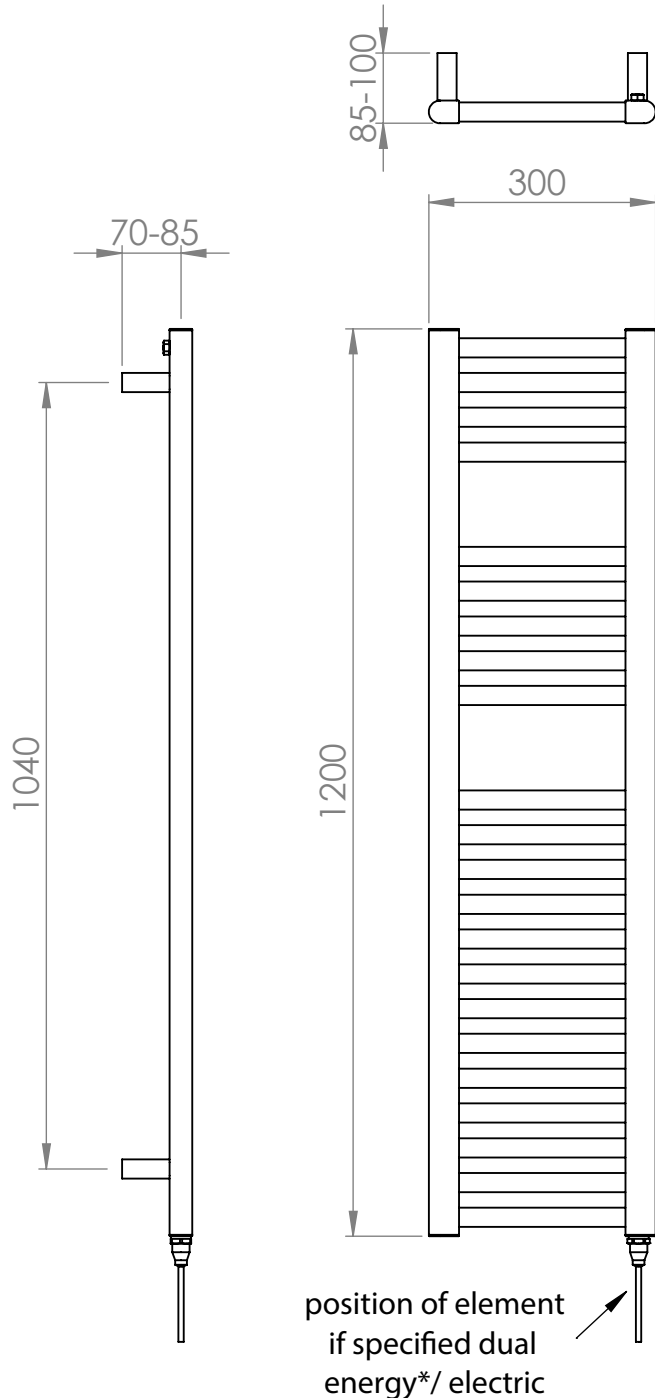
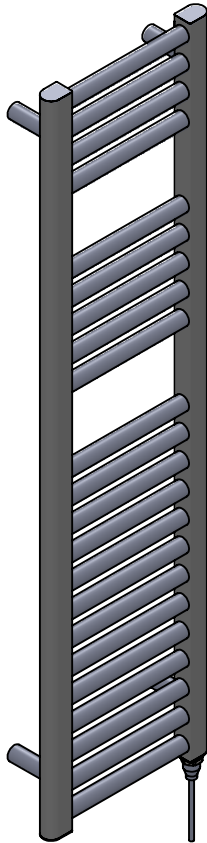
# Focus MD001 1200x300

Height: 1200  
Width: 300  
Depth: 85-100  
Weight HO: 7.5 kg  
EO: 11.5 kg

Tube  $\phi$ : 25 + 30x40 D Section  
Pipe Centres: 255  
Elec. element if specified: 200  
Output @ 50 °C  $\Delta$  T Watts: 424  
BTUs: 1447

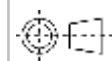
All dimensions in millimetres

Manufactured from Mild Steel



\*Dual energy models require a conversion-tee, consult relevant drawing for details.

Vogue UK Ltd. reserve the right to alter specifications without prior notice.  
ALL MEASUREMENTS ARE NOMINAL DIMENSIONS ONLY, AND ARE NOT BINDING



SCALE 1:10



**VOGUE UK**  
TOWEL WARMERS & RADIATORS

Strawberry Lane, Willenhall  
West Midlands WV13 3RS  
Tel: 01902 387000 Fax: 01902 387001  
e-mail:sales@vogueuk.co.uk www.vogueuk.co.uk