


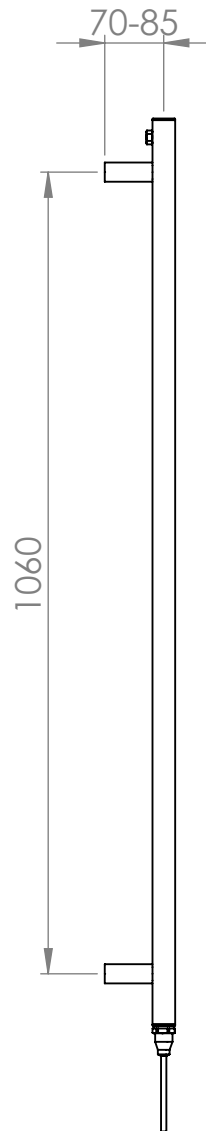
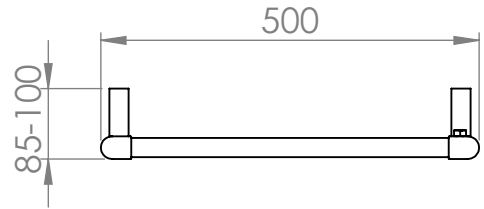
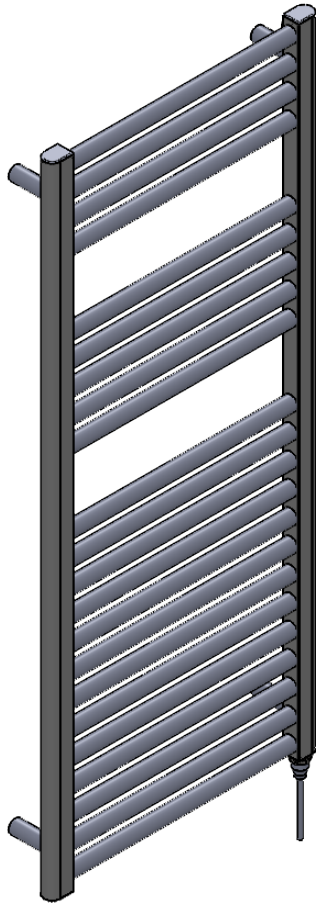
Focus MD001 1200x500

Height: 1200
Width: 500
Depth: 85-100
Weight HO: 10.5 kg
EO: 18.5 kg

Tube ϕ : 25 + 30x40 D Section
Pipe Centres: 455
Elec. element if specified: 300
Output @ 50 °C Δ T Watts: 663
BTUs: 2262

All dimensions in millimetres

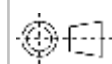
Manufactured from Mild Steel



position of element
if specified dual
energy*/ electric

*Dual energy models require a conversion-tee, consult relevant drawing for details.

Vogue UK Ltd. reserve the right to alter specifications without prior notice.
ALL MEASUREMENTS ARE NOMINAL DIMENSIONS ONLY, AND ARE NOT BINDING



SCALE 1:10

VOGUE UK
TOWEL WARMERS & RADIATORS

Strawberry Lane, Willenhall
West Midlands WV13 3RS
Tel: 01902 387000 Fax: 01902 387001
e-mail:sales@vogueuk.co.uk www.vogueuk.co.uk