

Focus Colours - MD001

Tube: \varnothing 25.4mm &
30 x 40mm D section

Electrical element: 400 W

Weight: HO - 12.5kg
EO - 21.5kg

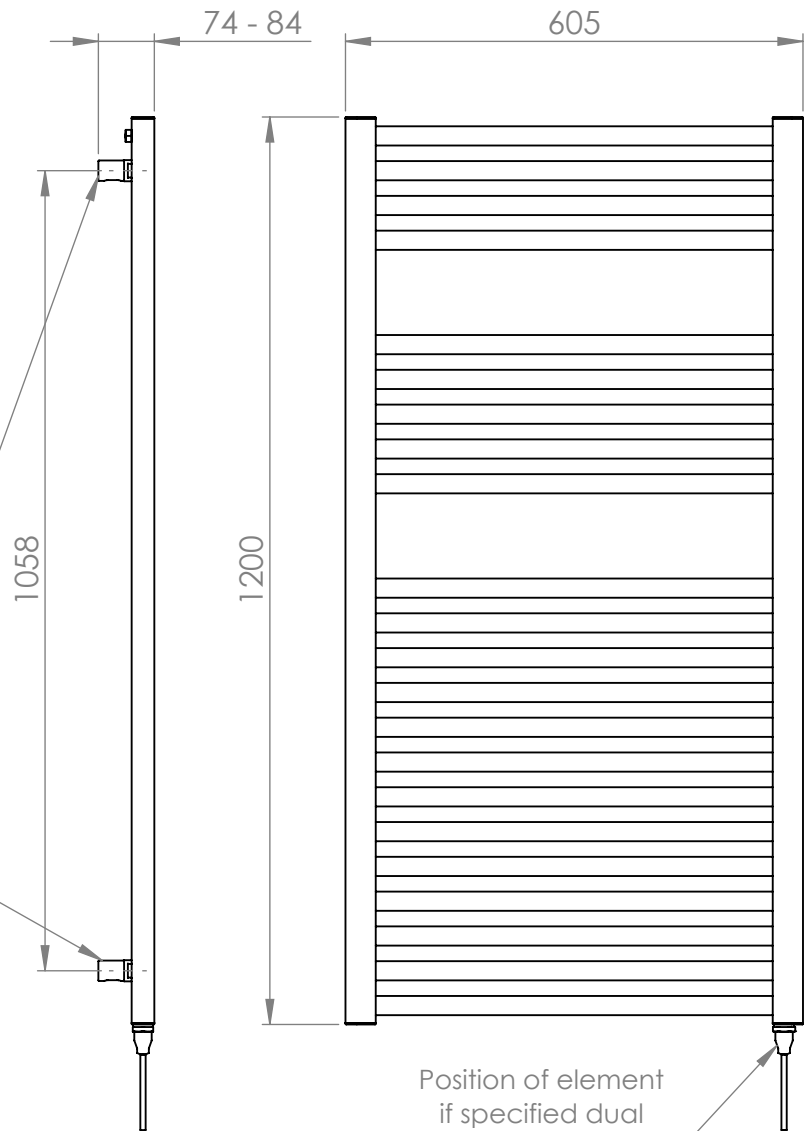

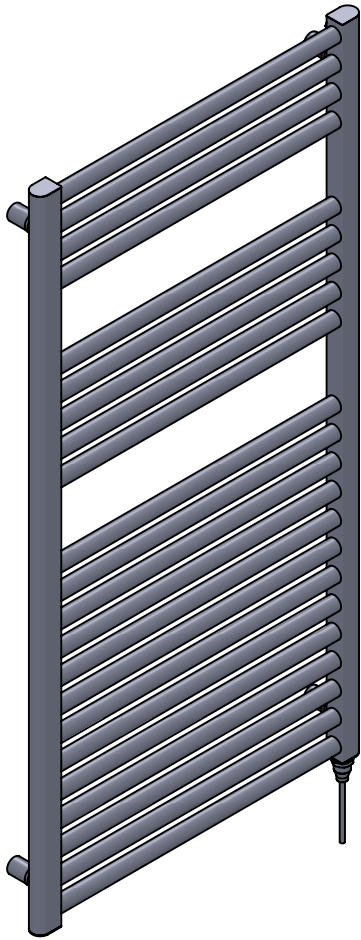
Output @50°C Δ T: 783 W
2672 BTUs

Height: 1200mm

Width: 605mm

Depth: 74 - 84mm

Pipe Centres: 555mm



Brackets extendable
by a further 10mm

Position of element
if specified dual
energy*/ electric

* Dual energy models require a conversion-tee (AC003), consult relevant drawing for details



All dimensions in millimetres

Manufactured from Mild Steel

Revision: 001

Approved by:

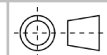
Drawn on: 12/2023

www.vogueuk.co.uk
01902 387000
sales@vogueuk.co.uk

www.vogueuk.eu
01902 387035
exportsales@vogueuk.co.uk

www.vogueuk.com
T: 508 887 8771 F: 508 887 8774
info@vogueuk.com

Vogue UK Ltd. reserve the right to alter specifications without prior notice.
ALL MEASUREMENTS ARE NOMINAL DIMENSIONS ONLY, AND ARE NOT BINDING.



Scale 1:10