


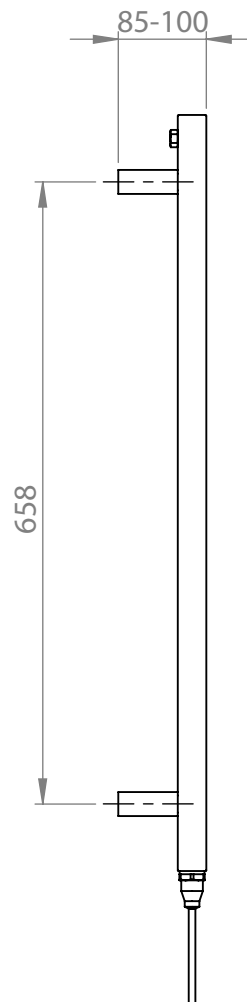
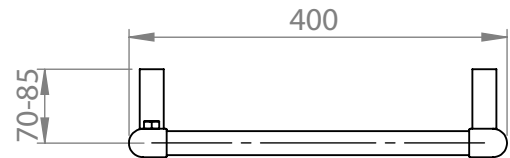
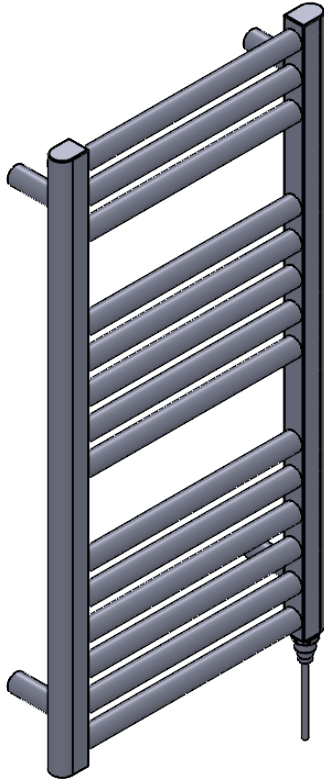
# Focus MD001 800x400

Height: 800  
Width: 400  
Depth: 85-100  
Weight HO: 5.65 kg  
EO: 9.5 kg

Tube  $\phi$ : 25 + 30x40 D Section  
Pipe Centres: 355  
Elec. element if specified: 125  
Output @ 50 °C  $\Delta$  T Watts: 346  
BTUs: 1181

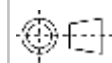
All dimensions in millimetres

Manufactured from Mild Steel



\*Dual energy models require a conversion-tee, consult relevant drawing for details.

Vogue UK Ltd. reserve the right to alter specifications without prior notice.  
ALL MEASUREMENTS ARE NOMINAL DIMENSIONS ONLY, AND ARE NOT BINDING



SCALE 1:8

 **VOGUE UK**  
TOWEL WARMERS & RADIATORS

Strawberry Lane, Willenhall  
West Midlands WV13 3RS  
Tel: 01902 387000 Fax: 01902 387001  
e-mail: sales@vogueuk.co.uk www.vogueuk.co.uk