

# MD006

Tube  $\phi$ : 31.8 + 25.4 mm

Electrical element: 300 W

Weight: 18 kg

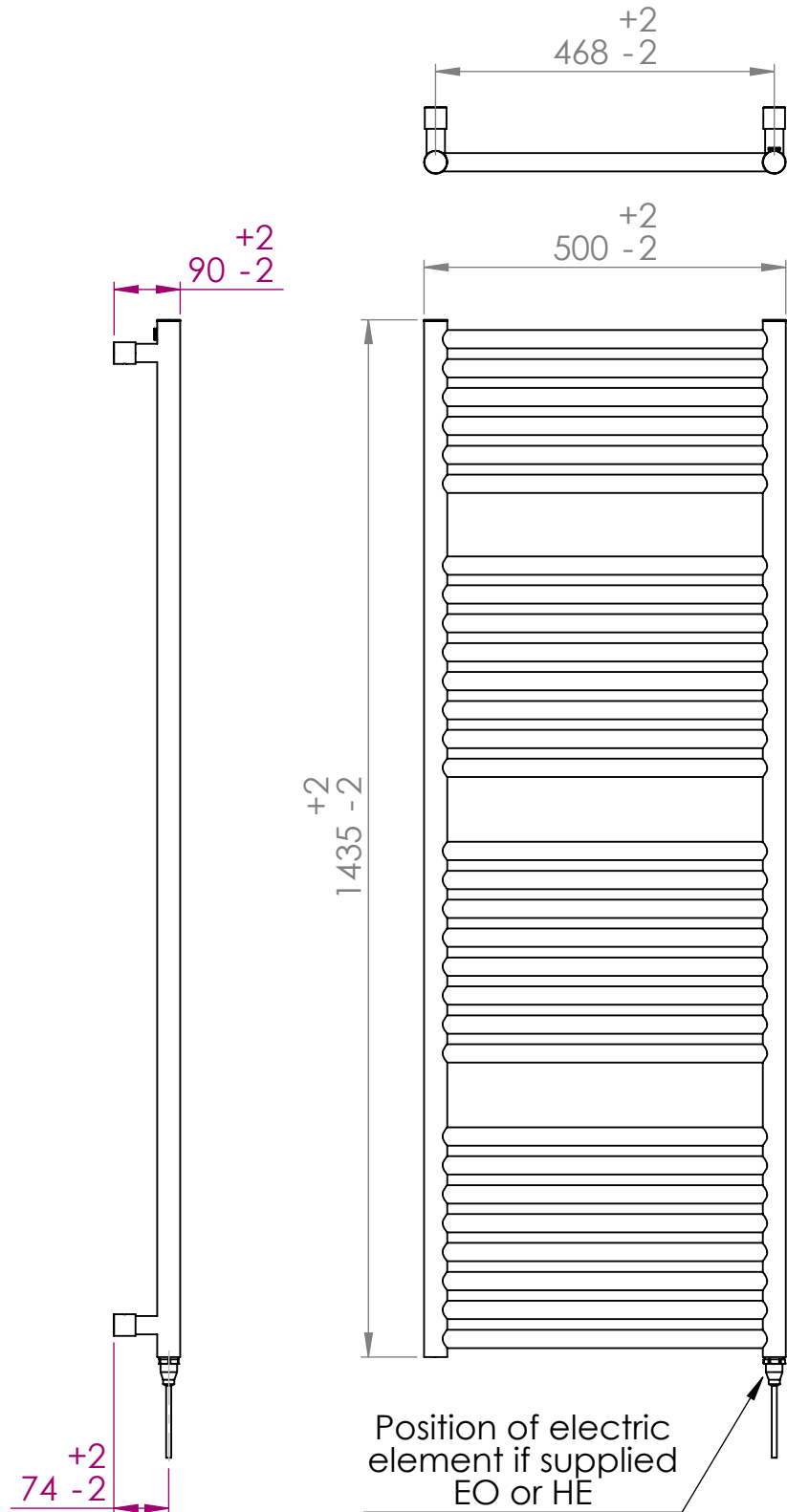
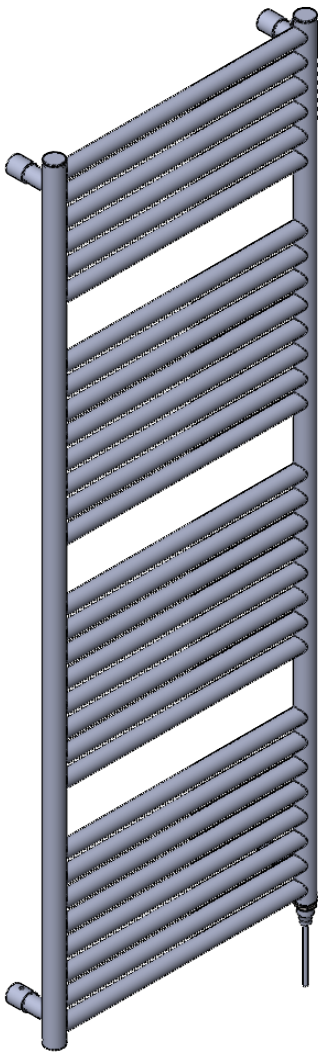
Output @50°C $\Delta$ T: 690 W  
2354 BTUs

Height: 1435 mm

Width: 500 mm

Depth: 90 mm

Pipe centre connections: 468 mm



All dimensions in millimetres

Manufactured from ISO/CEN CuZn36As (BS CZ126) brass tube

Revision: 001

Approved by:

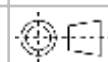
Drawn on:

www.vogueuk.co.uk  
01902 387000  
sales@vogueuk.co.uk

www.vogueuk.eu  
01902 387035  
exportsales@vogueuk.co.uk

www.vogueuk.com  
T: 508 887 8771 F: 508 887 8774  
info@vogueuk.com

Vogue UK Ltd. reserve the right to alter specifications without prior notice.  
ALL MEASUREMENTS ARE NOMINAL DIMENSIONS ONLY, AND ARE NOT BINDING.



Scale 1:20