

Axis - MD062

Tube: 30 x 40 D section
& \varnothing 22mm

Electrical element: 125 W

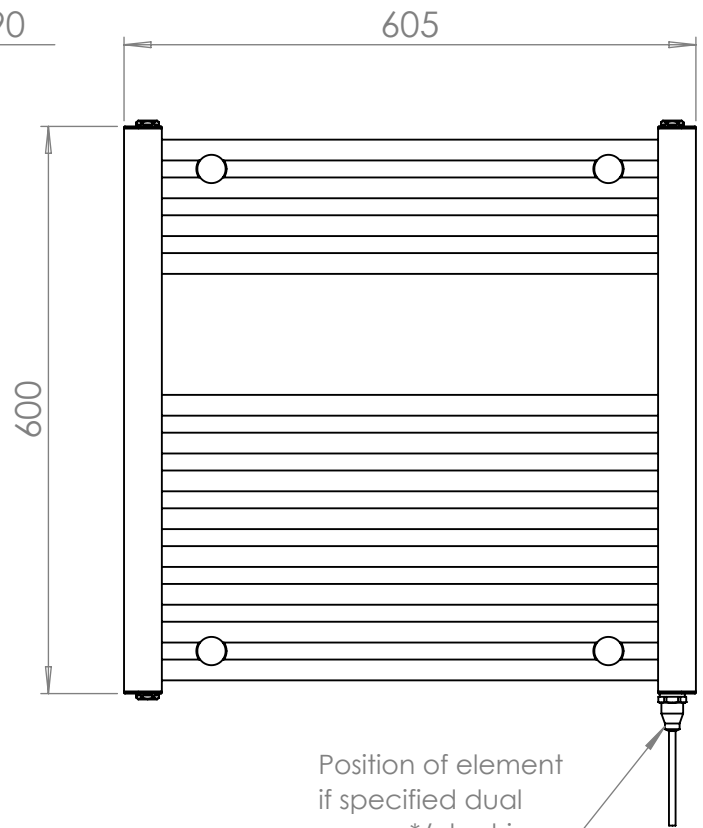
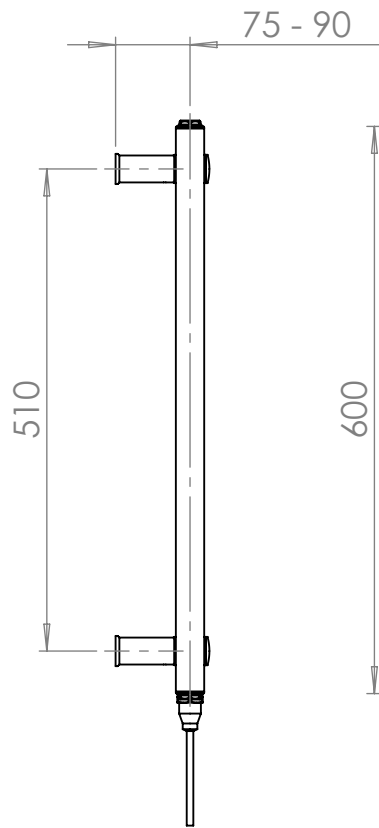
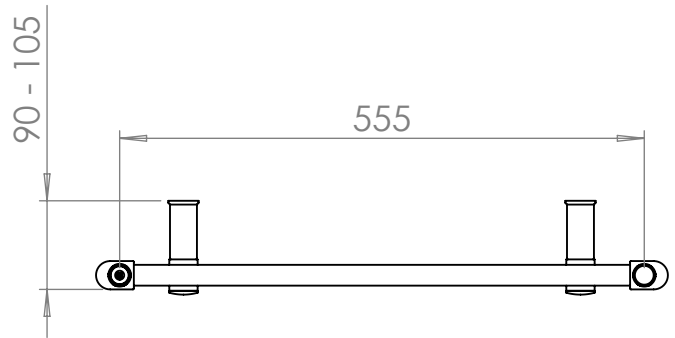
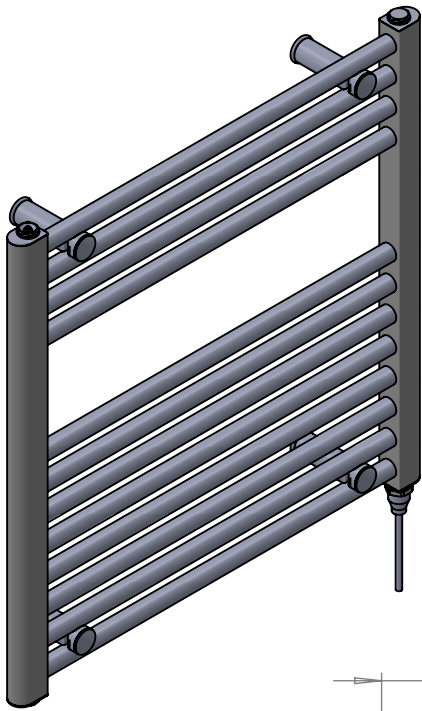
Output @50°C Δ T: 245 W
836 BTUs

Height: 600mm

Width: 605mm

Depth: 90 - 105 mm

Pipe centres: 555mm



*Dual energy models require a conversion tee (AC003). Consult relevant drawing for details

	All dimensions in millimetres		Manufactured from Mild Steel	
	Revision: 001		Approved by:	
	www.vogueuk.co.uk 01902 387000 sales@vogueuk.co.uk		www.vogueuk.eu 01902 387035 exportsales@vogueuk.co.uk	
		Drawn on: 01/2024		
		www.vogueuk.com T: 508 887 8771 F: 508 887 8774 info@vogueuk.com		
Vogue UK Ltd. reserve the right to alter specifications without prior notice. ALL MEASUREMENTS ARE NOMINAL DIMENSIONS ONLY, AND ARE NOT BINDING.				 Scale 1:8