

Boxa CN009A-MS 620x450

Height: 620

Width: 450

Depth: 120

Weight HO: 5.5 kg

EO: 12.5 kg

Tube ϕ : 40sq + 40x20

Pipe Centres: 410

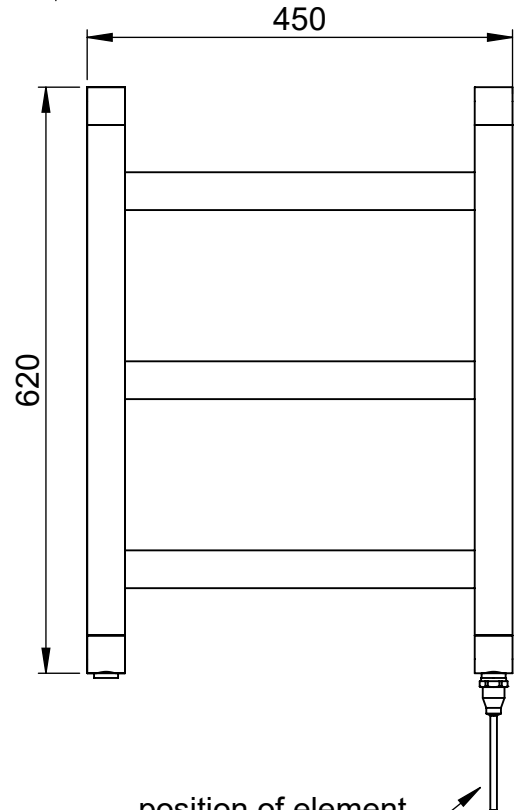
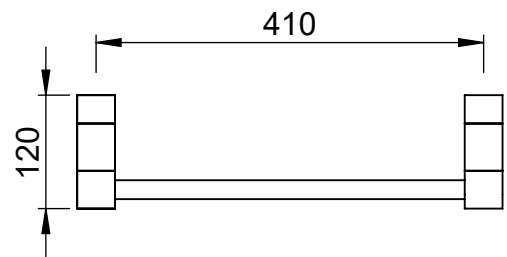
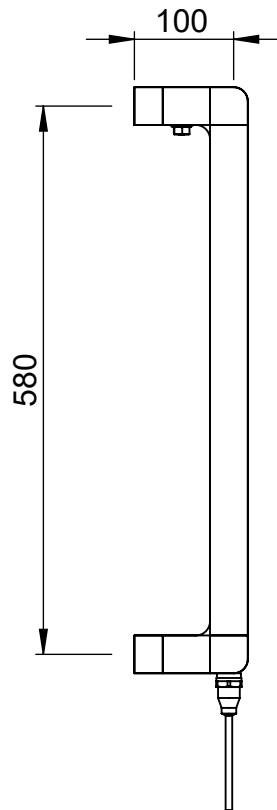
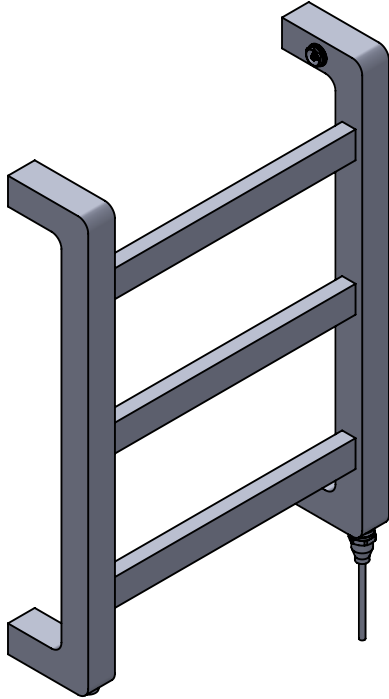
Elec. element if specified: 100

Output @ 50° C Δ T Watts: 199

BTUs: 679

All dimensions in millimetres

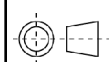
Manufactured from Mild Steel



position of element
if specified dual
energy*/ electric

*Dual energy models require a conversion-tee, consult relevant drawing for details.

Vogue UK Ltd. reserve the right to alter specifications without prior notice.
ALL MEASUREMENTS ARE NOMINAL DIMENSIONS ONLY, AND ARE NOT BINDING.



SCALE 1:8



VOGUE UK
TOWEL WARMERS & RADIATORS

Strawberry Lane, Willenhall
West Midlands WV13 3RS
Tel: 01902 387000 Fax: 01902 387001
e-mail:sales@vogueuk.co.uk www.vogueuk.co.uk