

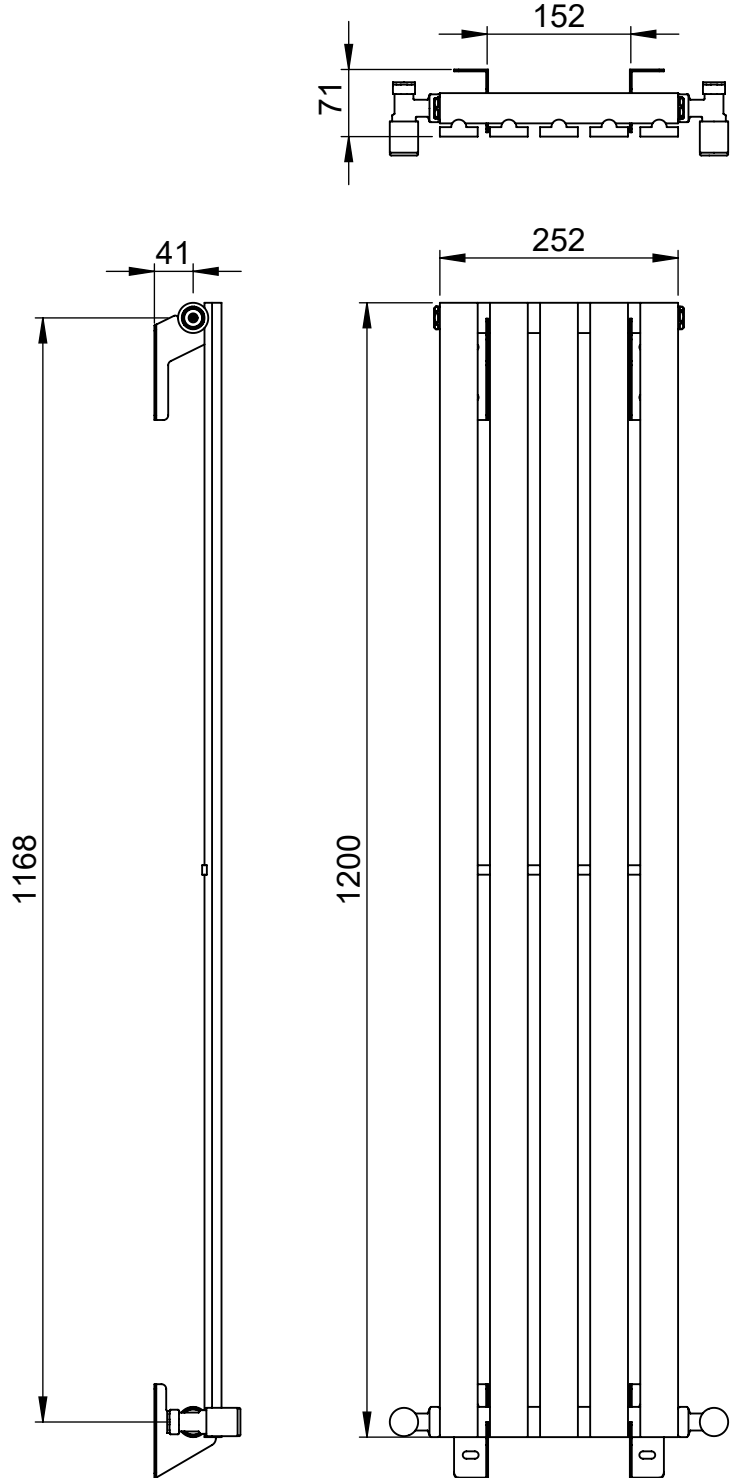
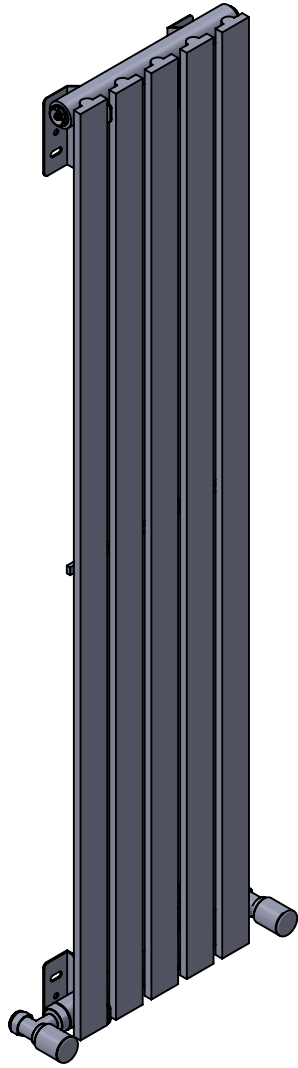
# Serenade DR008 1200x252

Height: 1200  
Width: 252  
Depth: 70  
Weight HO: 7.75 kg  
EO: kg

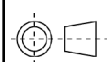
Tube  $\phi$  : 30sq + 40x10sq  
End to End Connections: 252  
Elec. element if specified: n/a  
Output @ 50°C  $\Delta$  T Watts: 242  
BTUs: 826

All dimensions in millimetres

Manufactured from Mild Steel



Vogue UK Ltd. reserve the right to alter specifications without prior notice.  
ALL MEASUREMENTS ARE NOMINAL DIMENSIONS ONLY, AND ARE NOT BINDING.



SCALE 1:8



**VOGUE UK**  
TOWEL WARMERS & RADIATORS

Strawberry Lane, Willenhall  
West Midlands WV13 3RS  
Tel: 01902 387000 Fax: 01902 387001  
e-mail: sales@vogueuk.co.uk www.vogueuk.co.uk