

# Concertina DR010 1000x600

Height: 1000

Width: 600

Depth: 111

Weight HO: 9.5 kg

EO: 16.5 kg

Tube  $\phi$ : 19+32

Pipe Centres: 75

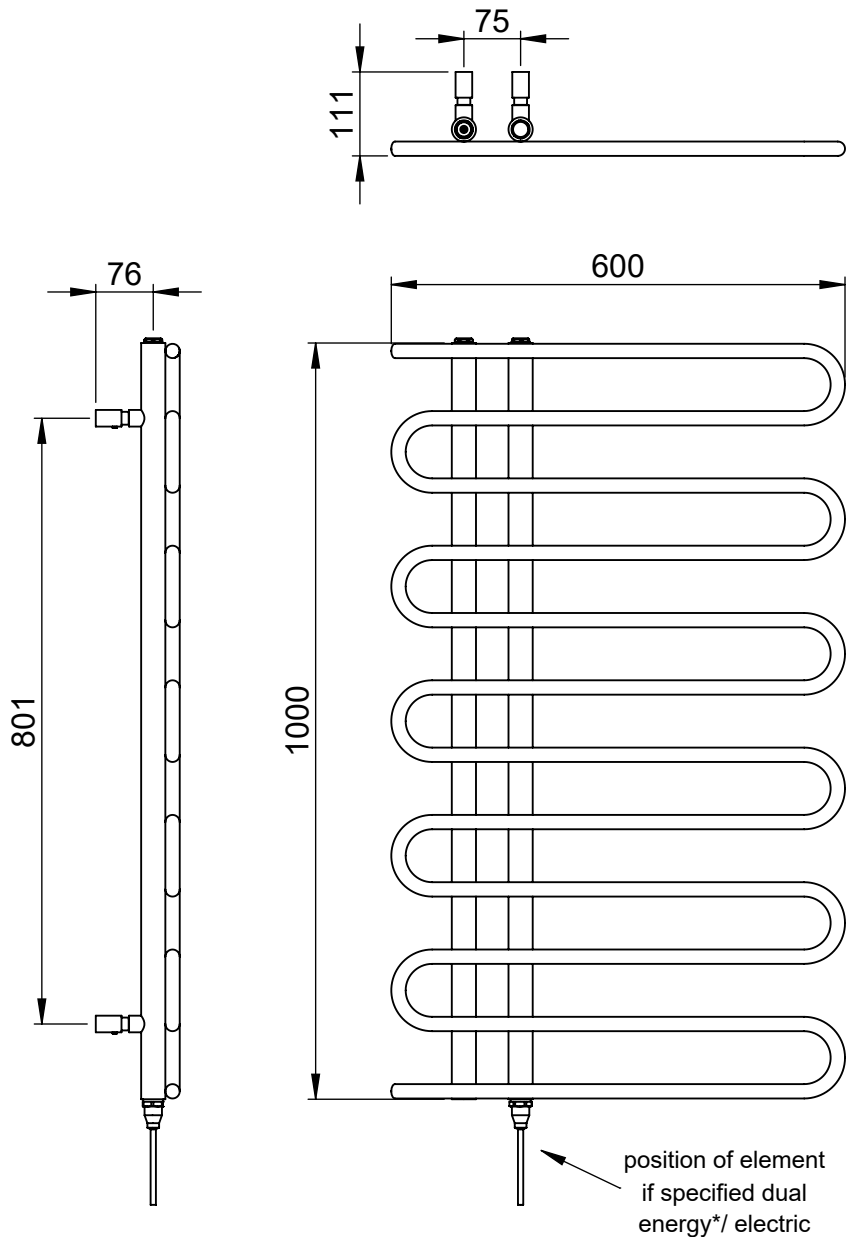

Elec. element if specified: 200

Output @ 50° C  $\Delta$  T Watts: 311

BTUs: 1061

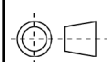
All dimensions in millimetres

Manufactured from Mild Steel



\*Dual energy models require a conversion-tee, consult relevant drawing for details.

Vogue UK Ltd. reserve the right to alter specifications without prior notice.  
ALL MEASUREMENTS ARE NOMINAL DIMENSIONS ONLY, AND ARE NOT BINDING.



SCALE 1:8



**VOGUE UK**

TOWEL WARMERS & RADIATORS

Strawberry Lane, Willenhall  
West Midlands WV13 3RS  
Tel: 01902 387000 Fax: 01902 387001  
e-mail: sales@vogueuk.co.uk www.vogueuk.co.uk