

Concertina DR010 1200x500

Height: 1200

Width: 500

Depth: 111

Weight HO: 10.5 kg

EO: 18.5 kg

Tube ϕ : 19 + 32

Pipe Centres: 75

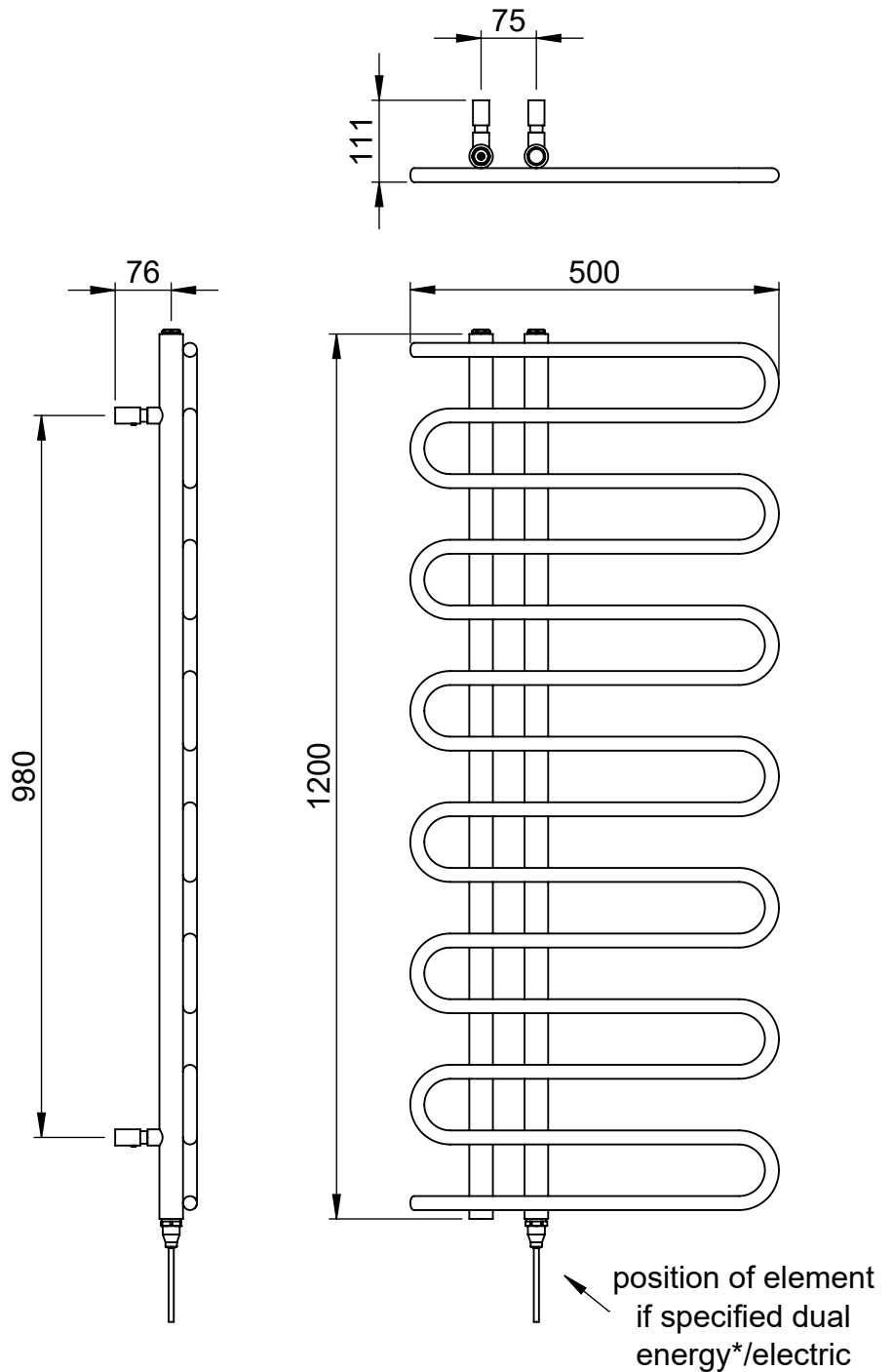
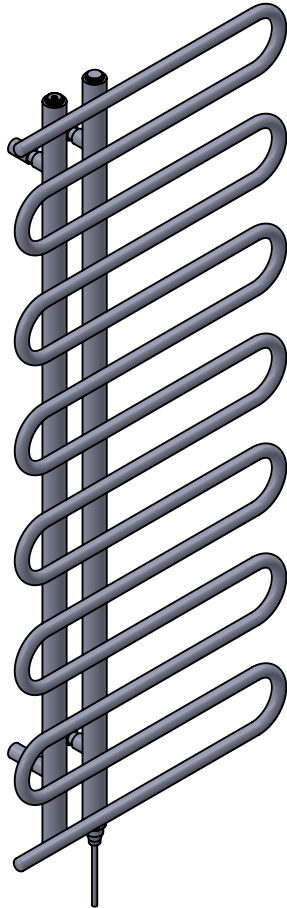
Elec. element if specified: 200

Output @ 50°C Δ T Watts: 383

BTUs: 1307

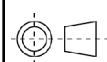
All dimensions in millimetres

Manufactured from Mild Steel



*Dual energy models require a conversion-tee, consult relevant drawing for details.

Vogue UK Ltd. reserve the right to alter specifications without prior notice.
ALL MEASUREMENTS ARE NOMINAL DIMENSIONS ONLY, AND ARE NOT BINDING.



SCALE 1:8



VOGUE UK

TOWEL WARMERS & RADIATORS

Strawberry Lane, Willenhall
West Midlands WV13 3RS
Tel: 01902 387000 Fax: 01902 387001
e-mail: sales@vogueuk.co.uk www.vogueuk.co.uk