

Concertina DR010 1200x600

Height: 1200

Width: 600

Depth: 111

Weight HO: 12.5 kg

EO: 20.5 kg

Tube ϕ : 19 + 32

Pipe Centres: 75

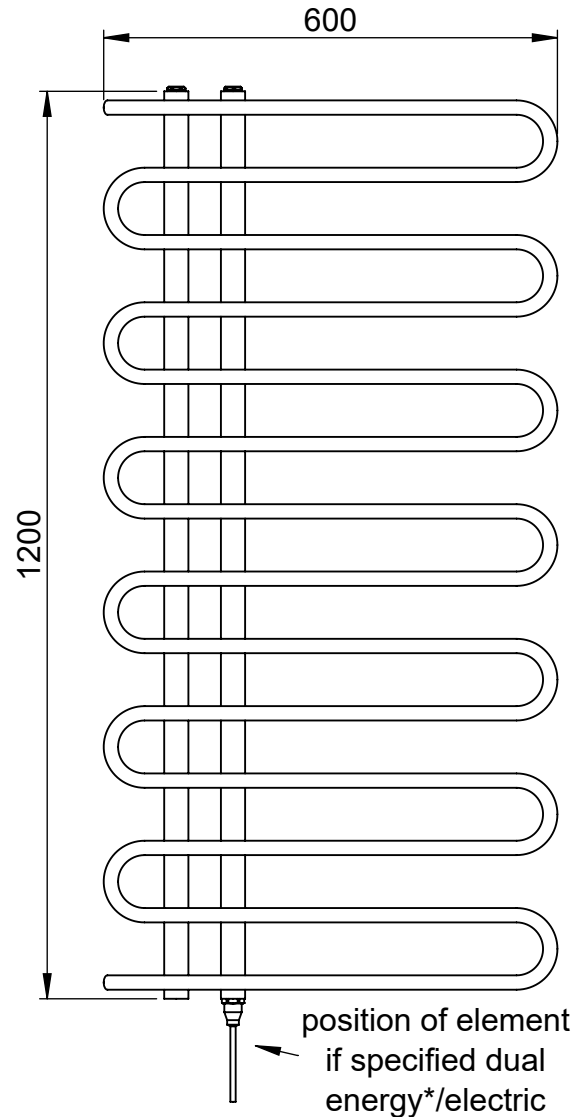
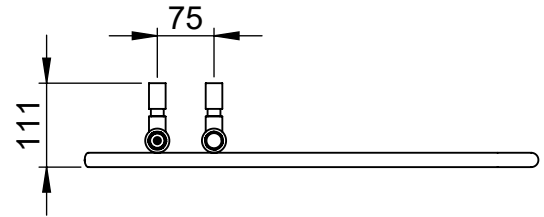
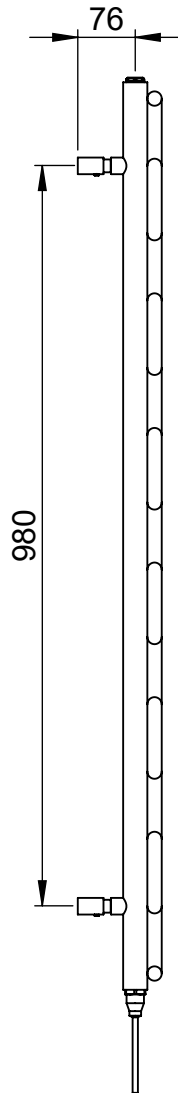
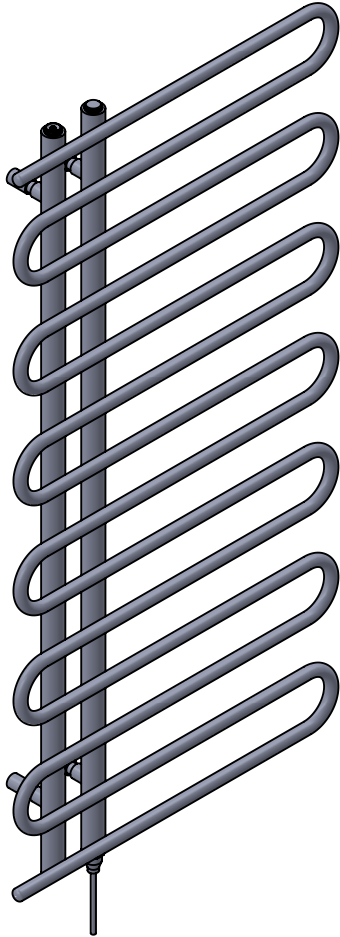
Elec. element if specified: 300

Output @ 50° C Δ T Watts: 423

BTUs: 1443

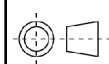
All dimensions in millimetres

Manufactured from Mild Steel



*Dual energy models require a conversion-tee, consult relevant drawing for details.

Vogue UK Ltd. reserve the right to alter specifications without prior notice.
ALL MEASUREMENTS ARE NOMINAL DIMENSIONS ONLY, AND ARE NOT BINDING.



SCALE 1:8



VOGUE UK
TOWEL WARMERS & RADIATORS

Strawberry Lane, Willenhall
West Midlands WV13 3RS
Tel: 01902 387000 Fax: 01902 387001
e-mail: sales@vogueuk.co.uk www.vogueuk.co.uk