

Phoenix DR017 1200x500

Height: 1200

Width: 500

Depth: 118

Weight HO: 11.85 kg

EO: kg

Tube ϕ : 40x20 + 30x30

Pipe Centres: 60

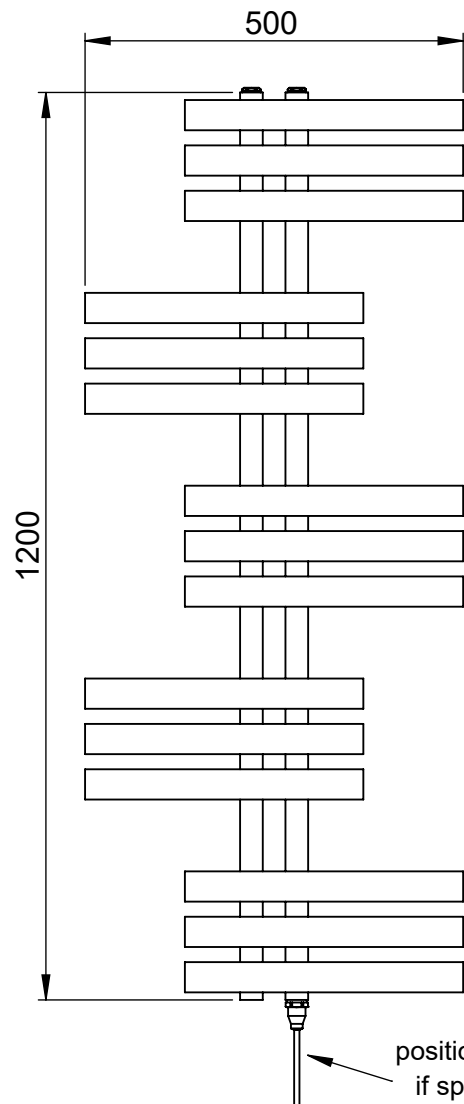
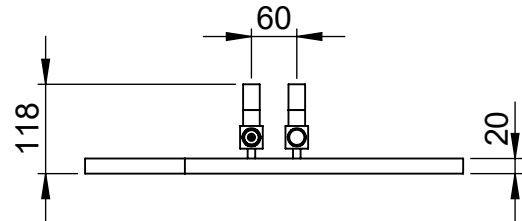
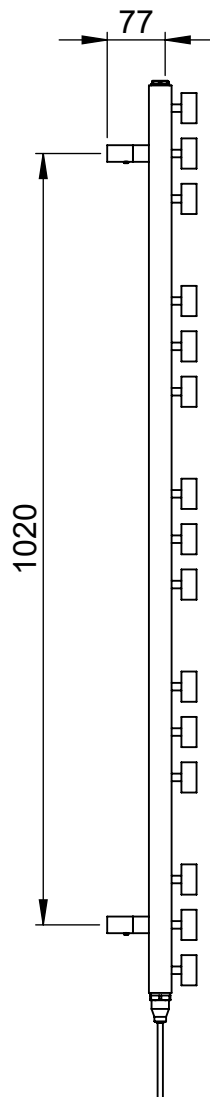
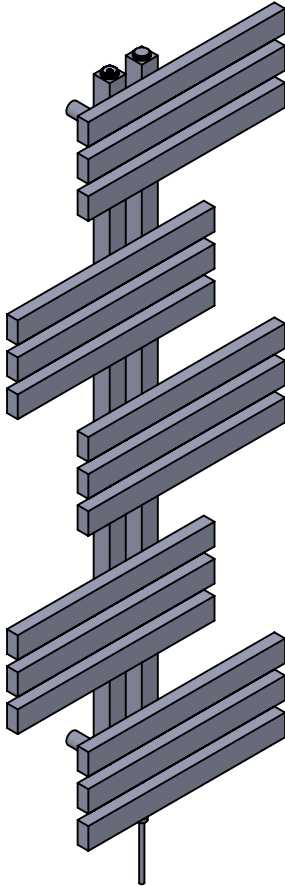
Elec. element if specified: 150

Output @ 50°C Δ T Watts: 301

BTUs: 1027

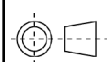
All dimensions in millimetres

Manufactured from Mild Steel



*Dual energy models require a conversion-tee, consult relevant drawing for details.

Vogue UK Ltd. reserve the right to alter specifications without prior notice.
ALL MEASUREMENTS ARE NOMINAL DIMENSIONS ONLY, AND ARE NOT BINDING.



SCALE 1:8



VOGUE UK
TOWEL WARMERS & RADIATORS

Strawberry Lane, Willenhall
West Midlands WV13 3RS
Tel: 01902 387000 Fax: 01902 387001
e-mail: sales@vogueuk.co.uk www.vogueuk.co.uk