

Focus MD001 1200x300

Height: 1200

Width: 300

Depth: 93

Weight HO: 7.5 kg

EO: 11.5 kg

Tube ϕ : 25 + 30x40 D Section

Pipe Centres: 255

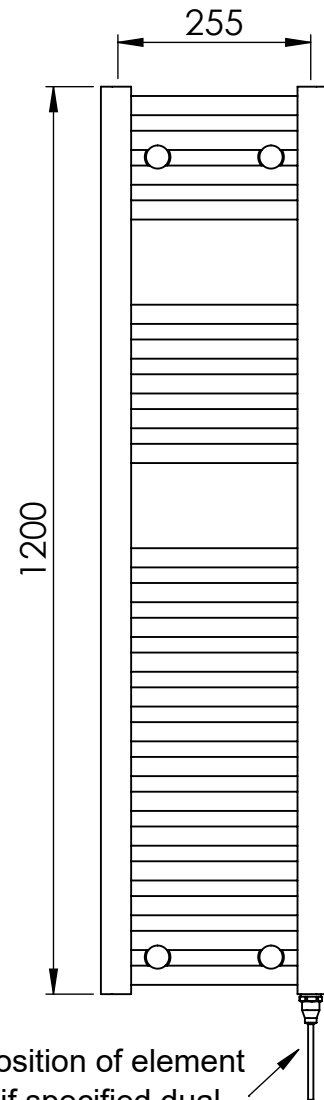
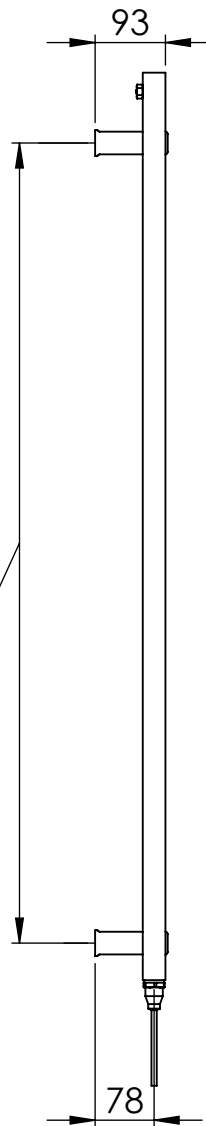
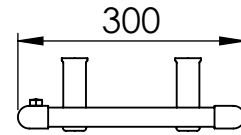

Elec. element if specified: 200

Output @ 50°C Δ T Watts: 273

BTUs: 931

All dimensions in millimetres

Manufactured from Mild Steel



Brackets Extendable
by a further 20mm

*Dual energy models require a conversion-tee, consult relevant drawing for details.

Vogue UK Ltd. reserve the right to alter specifications without prior notice.
ALL MEASUREMENTS ARE NOMINAL DIMENSIONS ONLY, AND ARE NOT BINDING.



SCALE 1:10



VOGUE UK
TOWEL WARMERS & RADIATORS

Strawberry Lane, Willenhall
West Midlands WV13 3RS
Tel: 01902 387000 Fax: 01902 387001
e-mail:sales@vogueuk.co.uk www.vogueuk.co.uk