

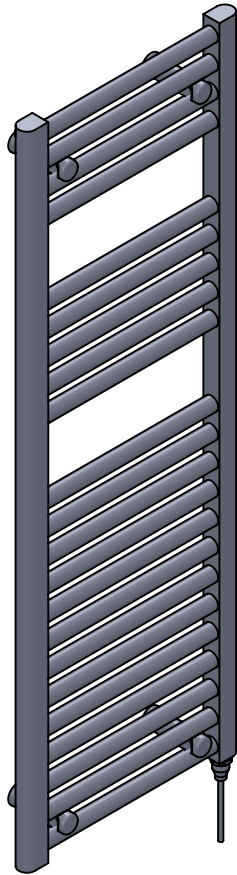
# Focus MD001 1200x400

Height: 1200  
Width: 400  
Depth: 93  
Weight HO: 8.5 kg  
EO: 13.5 kg

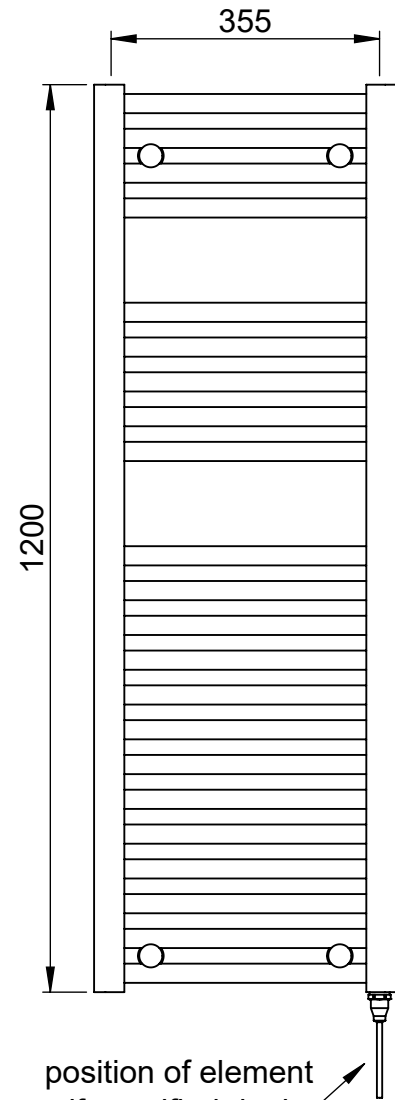
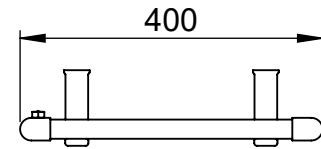
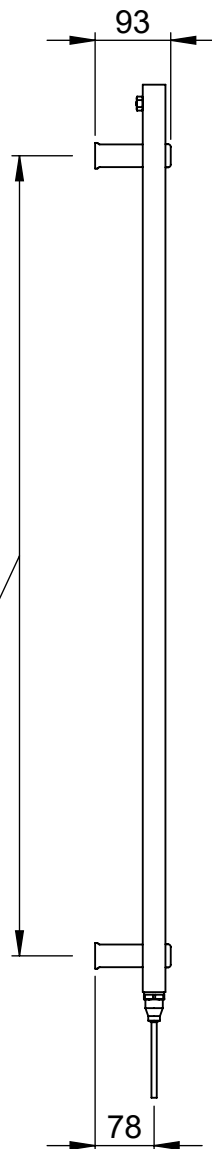
Tube  $\phi$  : 25 + 30x40 D Section  
Pipe Centres: 355  
Elec. element if specified: 200  
Output @ 50°C  $\Delta$  T Watts: 350  
BTUs: 1194

All dimensions in millimetres

Manufactured from Mild Steel



brackets extendable  
by a further 20mm



\*Dual energy models require a conversion-tee, consult relevant drawing for details.

Vogue UK Ltd. reserve the right to alter specifications without prior notice.  
ALL MEASUREMENTS ARE NOMINAL DIMENSIONS ONLY, AND ARE NOT BINDING.



SCALE 1:10



**VOGUE UK**  
TOWEL WARMERS & RADIATORS

Strawberry Lane, Willenhall  
West Midlands WV13 3RS  
Tel: 01902 387000 Fax: 01902 387001  
e-mail:sales@vogueuk.co.uk www.vogueuk.co.uk