

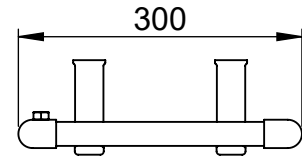
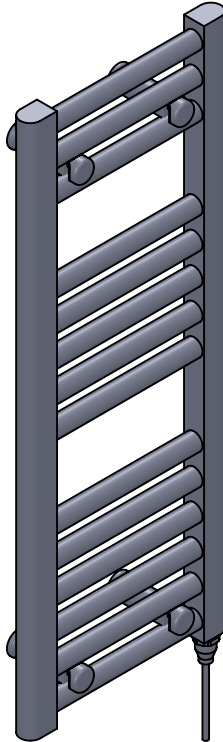
# Focus MD001 800x300

Height: 800  
Width: 300  
Depth: 93  
Weight HO: 4.8 kg  
EO: 7.5 kg

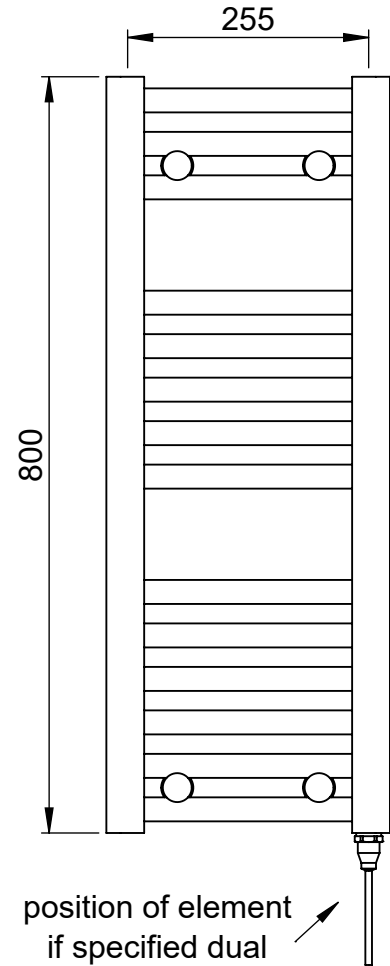
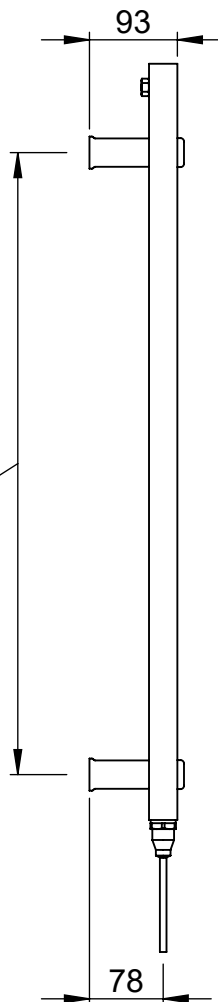
Tube  $\phi$ : 25 + 30x40 D Section  
Pipe Centres: 255  
Elec. element if specified: 100  
Output @ 50°C  $\Delta$  T Watts: 177  
BTUs: 604

All dimensions in millimetres

Manufactured from Mild Steel



brackets extendable  
by a further 20mm



position of element  
if specified dual  
energy\*/ electric

\*Dual energy models require a conversion-tee, consult relevant drawing for details.

Vogue UK Ltd. reserve the right to alter specifications without prior notice.  
ALL MEASUREMENTS ARE NOMINAL DIMENSIONS ONLY, AND ARE NOT BINDING.



SCALE 1:8



**VOGUE UK**  
TOWEL WARMERS & RADIATORS

Strawberry Lane, Willenhall  
West Midlands WV13 3RS  
Tel: 01902 387000 Fax: 01902 387001  
e-mail: sales@vogueuk.co.uk www.vogueuk.co.uk