

Serene MD049 1000x500

Height: 1000

Width: 500

Depth: 85

Weight HO: 9.5 kg

EO: 13.5 kg

Tube ϕ : 30sq + 25sq

Pipe Centres: 470


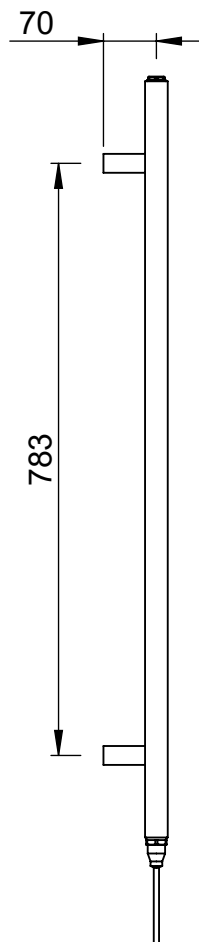
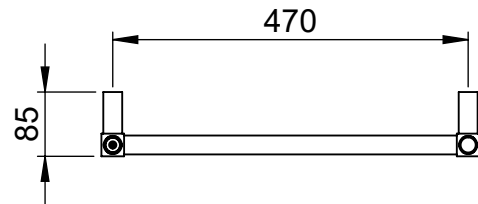
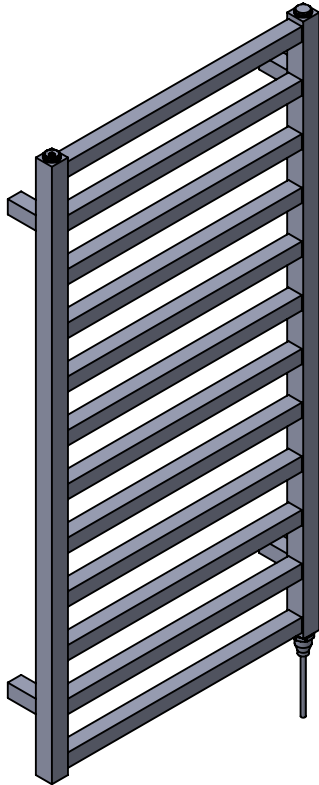
Elec. element if specified: 150

Output @ 50°C Δ T Watts: 257

BTUs: 877

All dimensions in millimetres

Manufactured from Mild Steel



*Dual energy models require a conversion-tee, consult relevant drawing for details.

Vogue UK Ltd. reserve the right to alter specifications without prior notice.
ALL MEASUREMENTS ARE NOMINAL DIMENSIONS ONLY, AND ARE NOT BINDING.



SCALE 1:10



VOGUE UK

TOWEL WARMERS & RADIATORS

Strawberry Lane, Willenhall
West Midlands WV13 3RS
Tel: 01902 387000 Fax: 01902 387001
e-mail:sales@vogueuk.co.uk www.vogueuk.co.uk