

# Curvee MD050 800x500

Height: 800

Width: 500

Depth: 96

Weight HO: 7.8 kg

EO: 12.5 kg

Tube  $\phi$ : 30x40 D section + 15x30

Pipe Centres: 455

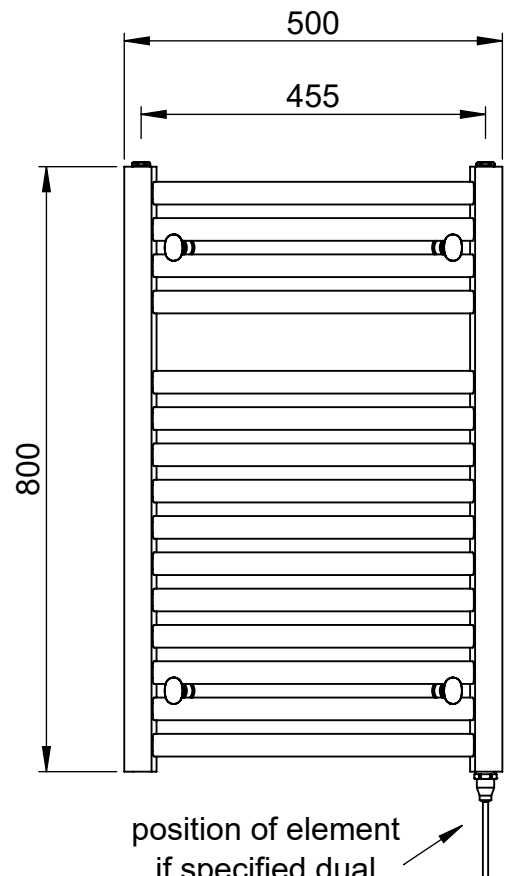
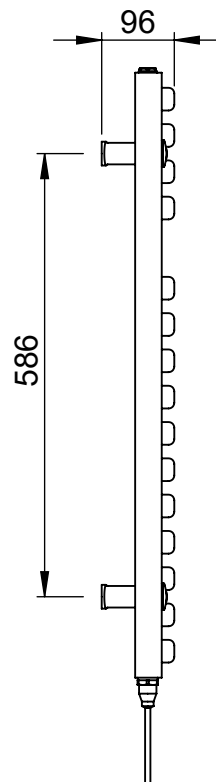
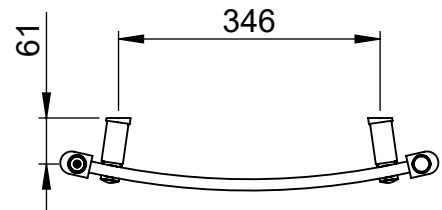
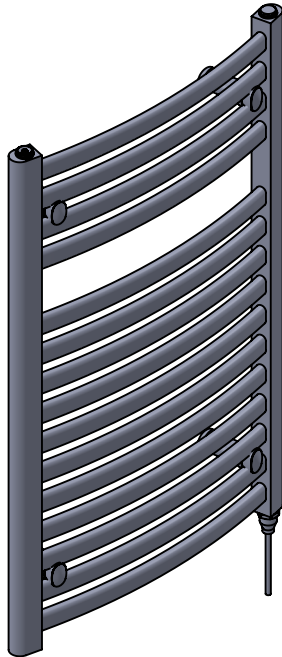
Elec. element if specified: 125

Output @ 50°C  $\Delta$  T Watts: 235

BTUs: 802

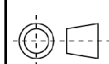
All dimensions in millimetres

Manufactured from Mild Steel



\*Dual energy models require a conversion-tee, consult relevant drawing for details.

Vogue UK Ltd. reserve the right to alter specifications without prior notice.  
ALL MEASUREMENTS ARE NOMINAL DIMENSIONS ONLY, AND ARE NOT BINDING.



SCALE 1:10



**VOGUE UK**  
TOWEL WARMERS & RADIATORS

Strawberry Lane, Willenhall  
West Midlands WV13 3RS  
Tel: 01902 387000 Fax: 01902 387001  
e-mail: sales@vogueuk.co.uk www.vogueuk.co.uk