

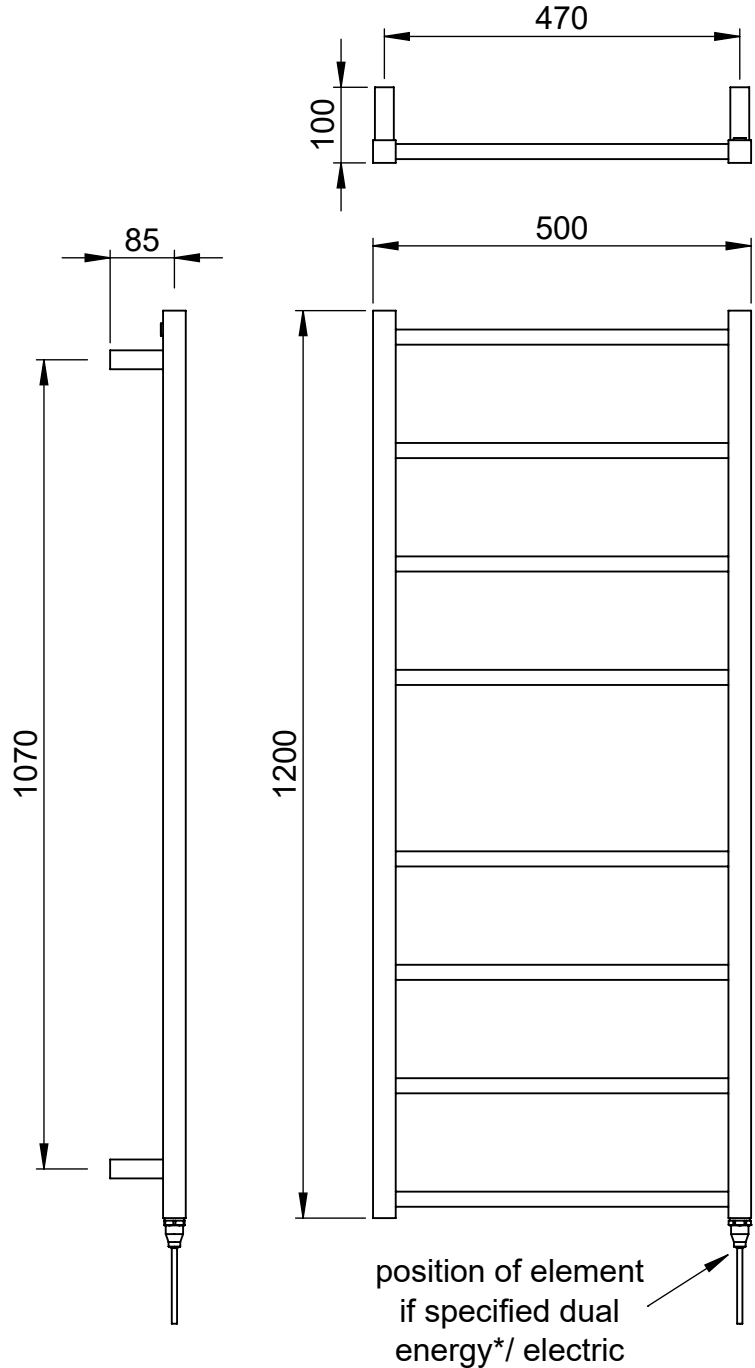
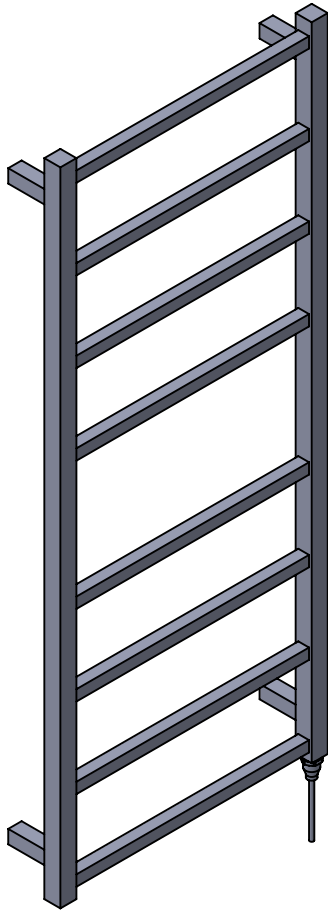
Ideal MD055 1200x500

Height: 1200
Width: 500
Depth: 100
Weight HO: 9.5 kg
EO: 17.5 kg

Tube ϕ : 30 sq + 20 sq
Pipe Centres: 470
Elec. element if specified: 125
Output @ 50° C Δ T Watts: 375
BTUs: 1280

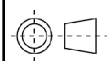
All dimensions in millimetres

Manufactured from 1.4301/X5CrNi18-10 stainless steel



*Dual energy models require a conversion-tee, consult relevant drawing for details.

Vogue UK Ltd. reserve the right to alter specifications without prior notice.
ALL MEASUREMENTS ARE NOMINAL DIMENSIONS ONLY, AND ARE NOT BINDING.



SCALE 1:10



VOGUE UK
TOWEL WARMERS & RADIATORS

Strawberry Lane, Willenhall
West Midlands WV13 3RS
Tel: 01902 387000 Fax: 01902 387001
e-mail: sales@vogueuk.co.uk www.vogueuk.co.uk