

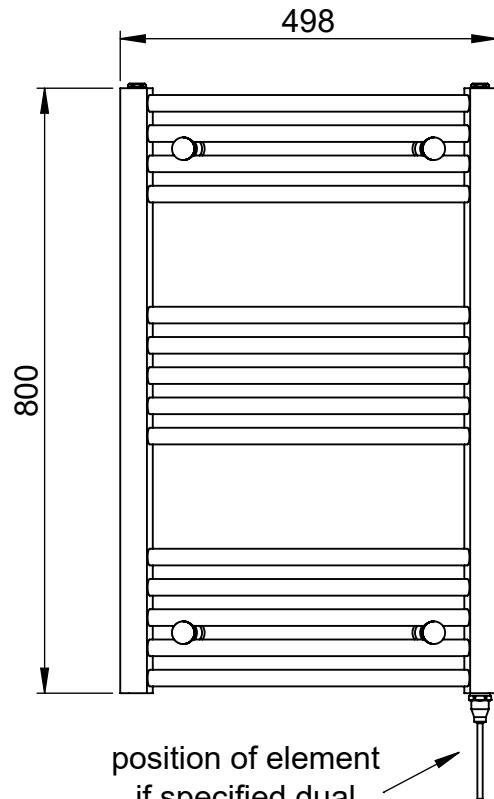
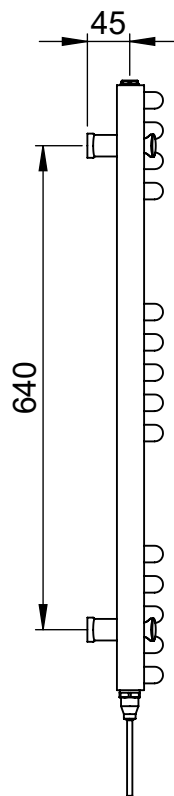
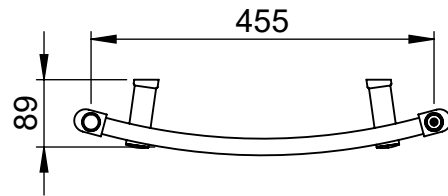
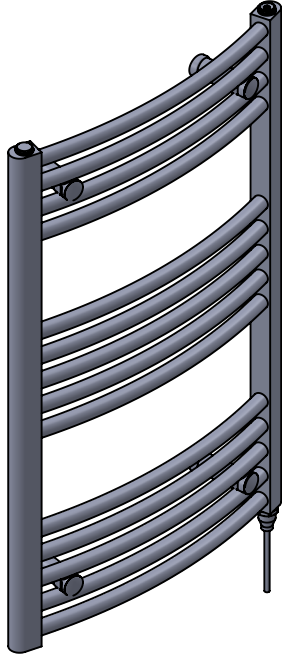
# Combes MD063 800x500

Height: 800  
Width: 500  
Depth: 89-119  
Weight HO: kg  
EO: kg

Tube  $\phi$  : 22 + 30x40 D Section  
Pipe Centres: 455  
Elec. element if specified: 125  
Output @ 50°C  $\Delta$  T Watts: 252  
BTUs: 858

All dimensions in millimetres

Manufactured from Mild Steel



\*Dual energy models require a conversion-tee, consult relevant drawing for details.

Vogue UK Ltd. reserve the right to alter specifications without prior notice.  
ALL MEASUREMENTS ARE NOMINAL DIMENSIONS ONLY, AND ARE NOT BINDING.



**SCALE 1:10**



**VOGUE UK**  
TOWEL WARMERS & RADIATORS

Strawberry Lane, Willenhall  
West Midlands WV13 3RS  
Tel: 01902 387000 Fax: 01902 387001  
e-mail: sales@vogueuk.co.uk www.vogueuk.co.uk